

# Sealing products, opening futures



# Summary

## The Group

- 9 Who we are
- 11 What guides us
- 13 Our work
- 15 Global presence

1

## Our Role

- 21 Our business model
- 25 Sustainability governance
- 29 Stakeholder & materiality analysis
- 33 Sustainability strategy

2

## Our ESG Performance

- 37 2025 Results at a Glance
- 39 Environmental
- 45 Social
- 53 Governance

3

## A Local Multinational

- 65 Europe
- 67 Americas
- 69 Asia
- 71 Oceania
- 73 Africa

4

# Letter to Stakeholders



We have continued to **transform sustainability** from a declared commitment to an operating lever, integrated into industrial choices and daily decisions.

**Andrea Lodetti**  
Chief Executive Officer  
Guala Closures

Dear Stakeholders,

2025 was a year of consolidation and direction for Guala Closures. In a context that requires companies to take an increasingly active role, we have continued to transform sustainability from a declared commitment to an operating lever, integrated into industrial choices and daily decisions.

The results achieved on the energy front are concrete proof of this. The use of **electricity from renewable sources reached 69.9%**, up from 61.7% in 2024, thanks also to the entry into operation of new photovoltaic plants in Spain and South Africa. At the same time, widespread efficiency measures have made it possible to **reduce Scope 1 and Scope 2 emissions by 2%**, despite the expansion of our industrial perimeter. It is a clear signal: growth and decarbonization are not conflicting goals, but trajectories that can advance together.

The same approach guides the evolution of our materials. **Recycled aluminium now accounts for 53.7%** of the total used: a figure that is not only quantitative, but reflects a precise choice towards circular models and a more conscious management of resources.

People remain at the center of this path. **The reduction in the Accident Frequency Index, from 5.66 to 3.41**, testifies to a change that goes beyond the numbers and is the result of an increasingly deep-rooted safety culture, built through prevention, responsibility and widespread attention. We also continued to strengthen our foundations in terms of management systems. **ISO 45001 certification is now present in 29 of the 36 plants**, confirming a structured commitment to ensuring safe working environments and homogeneous standards globally.


**EcoVadis' "Gold" recognition**, with a score of 81/100 and positioning in the top 3% of companies in our sector on a global scale, represents a synthesis of this path and an indicator of the solidity and consistency of our approach. Looking ahead, our ambition is clear: to continue to reduce environmental impact, accelerate responsible innovation and strengthen the quality of relationships with all our stakeholders.

It's not just about improving performance, it's about helping to redefine the standards in our industry.

We are aware that sustainability today requires discipline as well as vision. This is why we will continue to work **with measurable objectives, widespread responsibilities and a long-term perspective**, maintaining consistency between what we declare and what we achieve. This year's results are the result of a collective commitment. A heartfelt thank you goes to all the collaborators of our Group, to customers, suppliers, partners and the communities in which we operate: it is in the quality of these relationships that lasting value is built over time.

# 1. The Group

- › Who we are
- › What guides us
- › Our work
- › Global presence



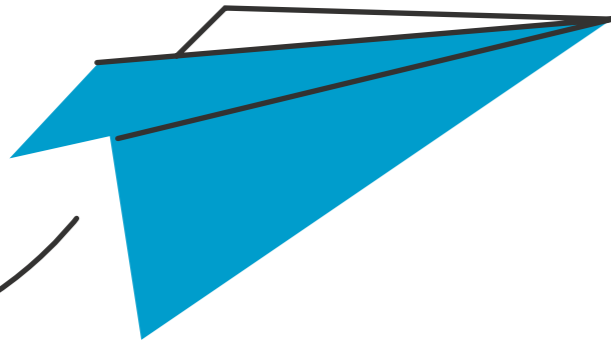
# Who we are

## A Global Leader in Closure Solutions

We transform every need into industrial inventions, where innovation becomes identity and beauty meets performance.

**Partnering with the world's leading wine, spirits, and beverage brands and prestigious packaging design agencies**, we create unique products that are also highly industrializable.

We achieve this not only through our global capabilities and deep-rooted expertise, but primarily through the **everyday inventiveness of our people**, always ready to conceive the closure of tomorrow.



**+70**  
Years of experience  
(established in 1954)



**+28bn**  
Annual closure  
production



**7**  
Innovation  
Centres




**+100**  
Country  
served



**+250**  
New product  
launches in 2025



**4**  
Product  
lines



**5,074**  
Employees



**+200**  
Intellectual  
properties



**+300**  
Closure  
models



**36**  
Production  
plants



**859.7m €**  
Revenue reported  
in 2025



# What guides us

## Inventions Above All

For over 70 years, our inventive spirit has been at the heart of everything we do. Literally on top of every bottle, we place not just a closure, but decades of creativity, expertise, and continuous innovation.

### Purpose

#### **Inventing Every Way to Protect**

This purpose expresses how Guala Closures transforms its core role, protection, into tangible value for all stakeholders.

Every closure is designed not only to secure products, but also to build trust, enhance brand equity, and promote safer consumption.

It reflects the company's commitment to delivering innovation that benefits brands, supports people's well-being and experience, and helps protect the planet.

### Values

#### **Inventiveness**

Constantly exploring new paths and creating breakthrough solutions.

#### **Courage**

Facing challenges with boldness, passion, and resilience.

#### **Closeness & Authenticity**

Building trust through genuine and transparent connections.

#### **Pragmatism**

Taking ownership and acting decisively in a fast-paced world.

#### **Responsibility**

Committing to the planet, our people, and sustainable growth.





# Our work

## Creating Innovative Closures for Every Bottle

Our work is about creating **closures for wine, spirits, beverages, water and condiments**, always keeping the safety of people and products at the heart of what we do.

It is built on technique, know-how, precision, and listening closely to our customers. We were **the first to introduce safety capsules**, and ever since, we have continued to innovate.

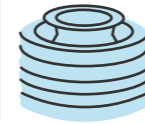
All of this is driven by a constant commitment to sustainability, guiding our choices today and for the future.



# 29.4%

### Safety Closures

Closures that make use of the best safety technologies to provide our partners, especially spirits producers, with effective and tailor-made solutions to combat the counterfeiting of their products, through anti-filling valve systems.



# 46.2%

### Roll-on Closures

Aluminium closures are highly versatile and suitable for many applications, such as wine and water bottles, fruit juices and other soft drinks, oils and condiments. The Group's offer ranges from generic closures to capsules with patented systems for highlighting the first opening (tamper-evident).



# 11.2%

### Prestige Closures

Premium closures characterized by a high selection of materials, highly customized designs and finishes. The Prestige line is mainly dedicated to liqueur producers who want to enhance the prestige and exclusivity of their product.



# 8%

### Crown Closures

High-quality crown closures designed for glass bottles that help brands enhance their products and build strong customer relationships.



# Global Presence


## Global Presence, True Proximity

From **five continents** to a truly global network, our Group brings together **36 facilities, 2 sales offices, and 7 Product Development and Innovation centers.**

This widespread presence perfectly reflects our commitment to staying close to our customers: wherever we operate commercially, we are also present industrially, ensuring responsiveness, proximity and a deep understanding of local markets.

## How We Grew in 2025

- +** Strengthened our footprint with **a new plant in Scotland, Gartcosh**
- +** **Streamlined operations** across multiple sites
- +** Expanded our reach with the acquisition of **the metal closures division of Oricon Enterprises**



# Global Presence

Our Production Sites,  
Specialized By Material

14 Plastic closures

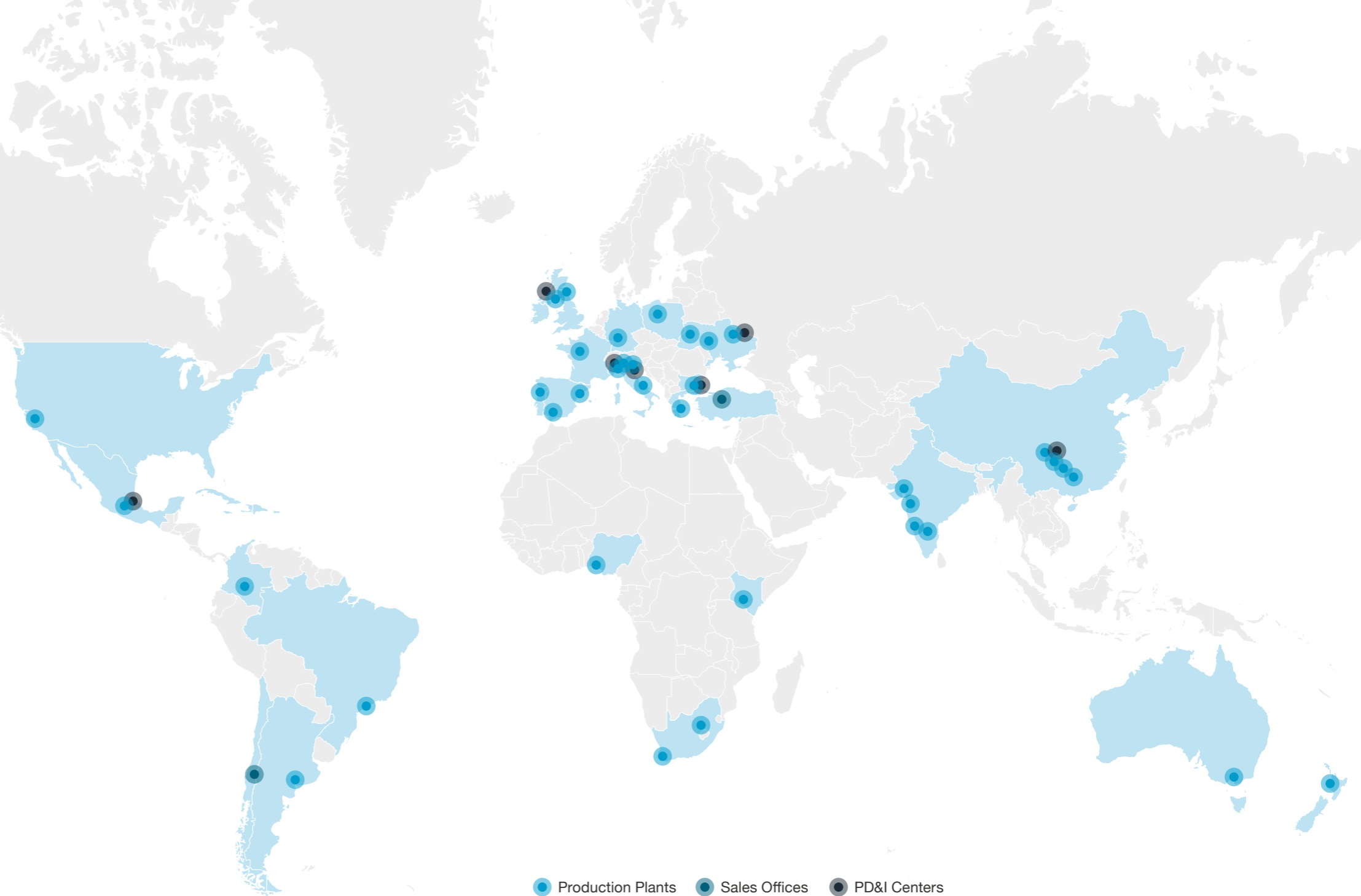
9 Aluminium closures

2 Tin-plate closures

1 Semi-finished cork products

1 Semi-finished aluminum foils  
(and related manufacturing processes)

9 Multi-material  
(plastic, aluminium, wood, tin-plate)



● Production Plants ● Sales Offices ● PD&I Centers

# 2. Our Role



- › Our business model

---

- › Sustainability governance

---

- › Stakeholder & materiality analysis

---


- › Sustainability strategy

# Our business model

## Growing Responsibly, Ensuring People's Safety

Our role is to **ensure sustainable growth while safeguarding millions of people** worldwide.

Through our closures, consumers can trust **the quality and authenticity of the products** they enjoy, while we continue to innovate, expand, and operate responsibly across markets and geographies.



859.7m €

Revenue reported in 2025  
(+3.5% vs 2024)

+13.7%

Revenue growth  
in North America

21.6%

Adjusted EBITDA margin  
(reported)

+55.4%


Revenue growth  
in African markets


+14.6%

Growth in Prestige closures

# Our business model

## Technological Changes Production

 **Aluminium**  
Transformation  
Process

 **Plastic**  
Transformation  
Process

 **Wood  
& Cork**

 **Tin-plate**  
Production

Excellence

## Long-term Environmental Issues Our target market

↑ Customising Capacities and Non-refillable Systems

 **Spirits**

 **Wine**

 **Water**

 **Beverages**

 **Condiments**

↓ Tamper-evident and Capping Systems

Innovation

## Health, Safety and Wellbeing Our created and shared values

**Financial**  
Turnover: 859.7m €  
Adjusted EBITDA: 186.1m €

**Manufacturing**  
+28bn closures  
produced in 2025

**Innovation**  
About 250 new  
products launched

**Human**  
63,780 hours on health  
and safety issues


**Natural**  
-56% di Scope 1 e 2  
vs 2020 (-2% vs 2024)

70% electricity from renewable  
sources vs 62% in 2024

In 2025, we contributed  
to reforestation projects  
by planting 41,436 trees

Sustainability

## New Consumer Expectations Contribution to the UN SDGs



# Sustainability governance

## Structured Governance for Sustainable Impact

Guala Closures ensures the effective implementation of its sustainability programs through a **dedicated governance structure**.

Clear roles and responsibilities enable **consistent oversight, operational integration, and the achievement of ambitious ESG objectives** across all markets and business units.

## How We Govern Sustainability

### Sustainability Board

Central body overseeing the strategy, composed of the Core Board and the New ESG Operations Team.

### Core Board

Defines objectives, monitors progress, mitigates risks, and ensures resources for sustainability initiatives.

### New ESG Operations Team

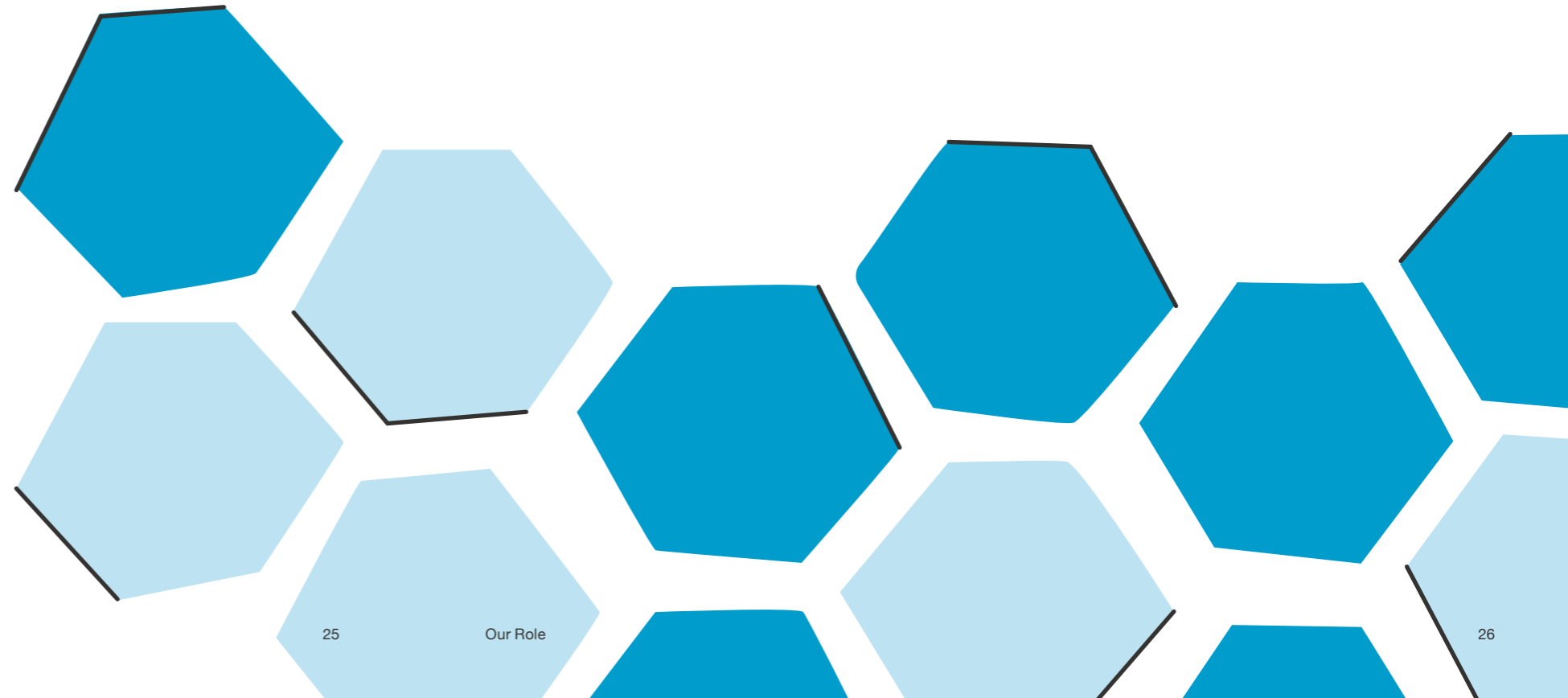
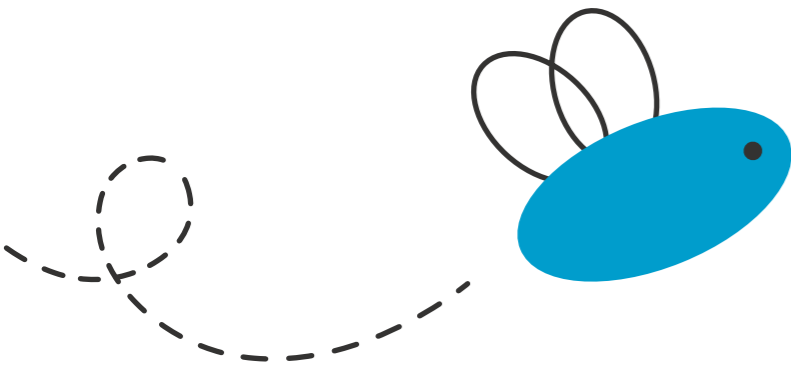
Integrates sustainability into corporate processes, supporting execution at corporate and local levels.

### Sustainability Department

Provides technical support for strategy implementation across functions and geographies.

### Local Sustainability Contacts

Adapt action plans to local contexts and support implementation in each Business Unit.



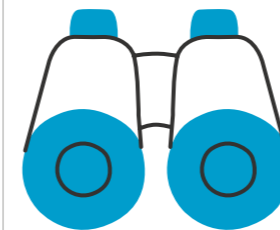
# Sustainability governance

Managing today through clear policies, anticipating tomorrow through risk insight, to strengthen our **sustainability strategy**.

## Guiding Our Actions

Guala Closures' **corporate policies provide a clear framework** for responsible business conduct.


They cover **environmental sustainability**, human rights, ethical practices, safety, and transparency, guiding every plant, employee, and partner to act consistently with our values and long-term sustainability objectives.



## Identifying and Mitigating Risks

Our **integrated risk management system** ensures that all business, operational, and sustainability risks are identified, assessed, and monitored.

By **combining structured analysis with ongoing oversight**, we can anticipate challenges, seize opportunities, and maintain resilience while pursuing our ESG goals.



# Stakeholder engagement and materiality analysis

## Listening, Connecting, Prioritizing

Guala Closures builds value by actively engaging with all stakeholders, fostering open dialogue to understand needs, anticipate challenges, and co-create solutions that drive sustainable growth and positive impact.

<b>Customers &amp; Market</b>	Annual meetings with strategic customers and suppliers to discuss results and set future objectives.
<b>Internal Stakeholders</b>	Employees informed via newsletters; feedback collected through annual performance evaluations.
<b>Local Communities &amp; Territory</b>	Informal communication tailored to the specific context of each plant.
<b>Institutional Stakeholders</b>	Engagement with certification bodies, trade unions, and public authorities.
<b>Associations</b>	Participation in sector groups like the Italian Packaging Institute, Aluminium Closures Group, and CETIE.



# Stakeholder engagement and materiality analysis

Understanding what matters most guides every step of our **sustainable journey.**

## List of Material Topics

Material Theme	Scope
Health and Safety in the workplace	Social
Diversity and Inclusion	Social
Employee Development and Training	Social
Human Rights	Social
Employee Well-being	Social
Greenhouse Gas Emissions	Environmental
Energy Transition	Environmental
Use of Raw Materials	Environmental
Waste Management	Environmental
Supply Chain Engagement	Governance
Innovation and Ecodesign	Governance
Customer Satisfaction	Governance
Product Quality and Safety	Governance
Data Privacy and Cybersecurity	Governance
Ethics, Integrity and Transparency	Governance
Economic Performance	Governance

The 2025 review **confirmed the relevance of most previously identified topics** while streamlining issues that are now embedded within broader sustainability initiatives, ensuring a focused, forward-looking approach aligned with the Sustainable Together 2030 strategy.

## Evolution of Materiality Analysis 2025

In 2025, Guala Closures updated its materiality analysis using **GRI 2021 standards**, revising impact identification, prioritization, and scoring.


The methodology now integrates probability and severity factors, providing **a precise assessment** of relevance for both the company and stakeholders.

The analysis also began considering **the upcoming CSRD reporting framework**, anticipating new regulatory and strategic sustainability requirements.

# Sustainability strategy

## Building a Sustainable Future Together

Since 2011, Guala Closures has developed a structured approach to sustainability, expanding its programs globally and evolving them into the current **Sustainable Together 2030** initiative, which guides the Group in creating long-term value for people, communities, and the planet.



## Sustainable Together 2030 – Three Priority Areas

Progress is continuously monitored through clearly defined objectives, deadlines, and KPIs, ensuring that every action contributes to the Group’s long-term sustainability goals and creates measurable value for people, communities, and the planet.




# 3. Our ESG Performance

› 2025 Results at a Glance

› Environmental

› Social

› Governance



# 2025 Results at a Glance

In 2025 we turned targets into measurable gains, reducing emissions, improving safety, and strengthening governance performance.

## Environment

**-56%**

Scope 1 & 2 emissions vs 2020 (well beyond -44% target)

**-40%**

Scope 3 emissions intensity vs 2020 (target exceeded)

**-42%**

Water intensity (m3/mln closures) vs 2024

**4/4**

Plants ISO 50001 certified in Italy



## People and Society

**-48%**

Accident frequency vs 2022 (strong improvement)

**+96%**

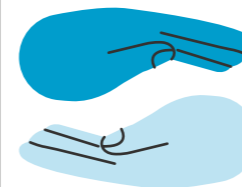
HSE training hours vs baseline (target exceeded)

**81%**

European plants ISO 45001 certified (12/17)

**55%**

Women participation in training (above representation)



## Governance

**EcoVadis Gold**

Rating maintained (Top 3% globally)

**67%**

Employees trained on Code of Ethics

**89%**

Strategic suppliers assessed on ESG criteria

**100%**

Suppliers committed to Code of Ethics



# Environment

## Caring for the Planet with Measurable Results

Guala Closures' Sustainable Together 2030 strategy reinforces its commitment to **minimizing environmental impact across all operations**.

Guided by continuous improvement, active supply chain engagement, and rigorous measurement through performance indicators, the Group focuses on four key areas: **greenhouse gas emissions, energy consumption, water management, and waste reduction**.

In 2025, **concrete results** demonstrate how these principles translate into measurable progress toward sustainability targets.

### Our contribution to Sustainable Development



# Environment

## Sustainable Together 2030 Objectives and 2025 Results

Workspace	Objective	Units of Measurement	Baseline		Target Program		Annual Target	Target perimeter 2025	Budget perimeter 2025
			Year	Value	Year	Value	2025	Result with target perimeter	Result with balance sheet perimeter
Reduced carbon footprint	-44% CO2 emissions in Scope 1 and Scope 2	tCO2e	2020	156,191	2030	87,446	121,829	59,966 Annual target achieved	68,842 Annual target achieved
	-25% in intensity of indirect CO2 emissions in Scope 3	tCO2e/mln closures	2020	27.2	2030	20.4	23.80	22.37 Annual target achieved	16.24 Annual target achieved
Conserving water resources	-15% water withdrawal	m3/mln closures	2022	13.43	2030	11.41	12.67	11.66 Annual target achieved	8.09 Annual target achieved
	- 25% water withdrawal in areas of high water stress	m3/mln closures	2022	13.65	2026	10.24	11.09	8.04 Annual target achieved	2.99 Annual target achieved
Zero waste	Zero waste to landfill	%	2022	4.3	2030	0	2.7%	2.56% Annual target achieved	1.92% Annual target achieved
	Less than 5% hazardous waste	%	2022	7.5	2030	<5	6.5%	6.32% Annual target achieved	5.58% Annual target achieved
Energy Management System	100% of ISO 50001 certified factories	% of certified production plants	2022	0/4	2024	100% (Italy)	4/4	4/4 Target achieved	4/4 Target achieved
				1/14	2026	100% (Europe)	N.A.	5/14	5/18
				1/28	2030	100% (Group)	N.A.	5/28	5/38

## Our 2025 Contributions for a Healthier Planet

Taking small steps today so future generations can take bigger steps tomorrow.

### Energy & Emissions

**~70%**  
Total electricity from renewable sources

**-2%**  
Scope 1 & 2 CO<sub>2</sub>e emissions vs. 2024

**~-30%**  
Scope 3 CO<sub>2</sub>e emissions per million closures produced vs. 2024


**Waste**  
**1.9%**  
Waste sent to landfill (vs. 3.7% in 2024)

**Water**  
**-42%**  
Water intensity (m3/mln closures) vs 2024

### Raw Materials

**53.7%**  
Certified recycled aluminium of total aluminium used

**Nature & Biodiversity**  
**41,436**  
Trees planted in India through reforestation initiatives



# Environment

## How we reduce our impact in our locations



### Colombia

In Colombia, employees supported the “Botellitas con amor” campaign by filling empty bottles with hard-to-recycle plastics like snack wrappers and flexible packaging, helping remove them from circulation. In 2025, 1.62 quintals of material were collected.




### Spain

The Jerez de la Frontera plant installed a 600 kW rooftop photovoltaic system dedicated to self-consumption, supporting emissions reduction and greater energy autonomy. Backed by EU Next Generation Funds, the project reinforces the transition toward a more sustainable industrial model.



### South Africa

The Cape Town plant implemented a photovoltaic system with a capacity of 926 kW, supplying around 24% of the site’s energy demand. The installation contributes to expanding renewable energy use and reducing the overall environmental impact.



### United Kingdom

The Gartcosh facility completed a large-scale photovoltaic installation with a capacity of 2.4 MW, designed to cover up to 50% of the plant’s energy needs. Spanning over 4,500 panels, the system represents a long-term investment in clean and efficient energy. The site also features a sustainable drainage system (SUDS) with attenuation tanks beneath the car park, while the plant layout has been optimised to reduce material movement and forklift traffic. All lighting is energy-efficient LED, supported by motion sensors and timers in low-traffic areas.



### Italy

In Italy, the Spinetta Marengo plant implemented a project focused on compressed air systems, aimed at improving efficiency and reducing electricity consumption. The initiative optimises the use of compressors across the facility, contributing to lower energy demand and supporting the site’s overall sustainability performance.





# People and Society

## Growing Together, Acting as One

At Guala Closures, **growth is closely linked to the well-being and development of the people** who contribute to our success every day. Across all countries where we operate, we are committed to respecting **Fundamental Human Rights**, fostering inclusion, and supporting individual growth through training and diversity.

Within this vision, our Sustainable Together 2030 programme guides our social strategy, strengthening belonging and participation while **setting clear goals in safety, training, and social inclusion.**

### Our contribution to Sustainable Development



# People and Society

## Sustainable Together 2030 Objectives and 2025 Results

Workspace	Description	Objective	Units of Measurement	Baseline		Target		2025 Results
				Year	Value	Year	Value	Value
Health and safety first	Spread the "zero accident culture" by implementing tools to reduce or avoid potential risks	Year-over-year reduction in the accident frequency index	(Number of accidents* 1000000)/hours worked	2022	6.54	2030	Reduction year after year	3.41
		100% of ISO 45001 certified factories	%	2022	2/14	2026	100% (Europe)	12/17
					2/28	2030	100% (Group)	29/35
HSE Training	To increase employee awareness of environmental and safety issues	+ 30% HSE training	Hours/person	2022	6.31	2030	8.2	Target achieved 12,38 (GCG only)
Diversity and inclusion	Ensure the integration and professional development of employees in a fair work environment, where everyone is valued in their diversity	Promoting gender equality	%	N.A.	N.A.	2023-2030	Annual Gender Wage Gap Monitoring	20.5%
								Training for the professional development of women
		Strengthening interaction between generations	Number of projects and measure of effectiveness	2022	N.A.	2025	At least one project per BU	19
		Inclusion of people with disabilities	Number of traineeships for people with disabilities	2022	N.A.	2025	At least one internship per BU	12

## Creating and sharing value starts with people

We are increasing gender diversity across the Group, with more women in key roles, while continuing to focus on developing talent and supporting growth in an inclusive environment.

### Our People

5,074

Employees across the Group

+1.9%

Increase in female employees vs. 2024

### Growth & Development

+2.8%

Employees in managerial roles vs. 2024, with women in management up by 10%

51.6%

Employees received performance and career development evaluations (vs. 35.7% in 2024)

254,689

Total training hours delivered



# People and Society

## How we support our communities



### Colombia

In Colombia, community engagement and circularity came together through initiatives linking people and the environment. Employees and families took part in native tree planting activities, while partnerships enabled the reuse of packaging materials and waste reduction. Awareness campaigns on recycling further strengthened a shared culture of environmental responsibility.



### United Kingdom

The opening of our Gartcosh plant in the UK was managed with a strong focus on reuse and circularity. Materials from the relocation were donated to local organisations, including the Focus Youth Centre, supporting youth training. At the same time, collaboration with local schools offered students hands-on work experience.



### Nigeria

In Nigeria, we supported the Lagos Free Zone Half Marathon, bringing together employees and the community in an initiative dedicated to wellbeing, sport and social cohesion.



### Kenya

In Kenya, we combined environmental and social impact through circular economy projects, school support and community programmes. Partnerships helped transform plastic waste into new materials, while initiatives on education, sanitation and menstrual health improved learning conditions and inclusion for young students.



### Mexico

In Mexico, our environmental calendar turned awareness into action throughout the year. Recycling campaigns, tree donations and initiatives against single-use plastics actively engaged employees and the local community, strengthening environmental responsibility across the plant.



### India

In India, our initiatives focused on education, community infrastructure and reforestation. We supported school improvements and the development of a community hall in Goa, while continuing our partnership with Vikalp, which enabled the planting of over 41,000 trees in 2025, supporting biodiversity and local livelihoods.

# People and Society

## Safety first, always

Health and safety are a core priority across the Guala Closures Group, embedded in our policies, decision-making processes and the Sustainable Together 2030 programme.

We are committed to **continuously strengthening our safety culture** through certified management systems, risk prevention, training and employee engagement, with the clear ambition to **further reduce workplace accidents and ensure safe working environments for all.**

-35.5%

Days lost due to injury  
(vs. 2024)

-40.5%

Workplace accidents  
(vs. 2024)

-40%

Frequency index  
(vs. 2024)

-33.3%


Severity index  
(vs. 2024)

63,780

Training hours on health & safety  
(~25% of total training)

ISO 45001

Implemented in 29 plants  
(roll-out ongoing across Group)



# Governance


## Driving sustainable and strategic growth

At Guala Closures, governance defines the way we grow: **strengthening our market leadership while building a more resilient and sustainable business for the future.**

Our strategy combines organic growth, targeted acquisitions, and continuous innovation to expand our global presence, enrich our portfolio, and enter new high-value segments such as pharmaceuticals and premium closures.

Within this vision, **we remain committed to embedding ethics, transparency, and sustainability across our organisation** and along the supply chain, guiding every decision towards long-term responsible growth.

### Our contribution to Sustainable Development



# Governance

## Sustainable Together 2030 Objectives and 2025 Results

Objective	Baseline		Target		Progress of the target (2025)
	Year	Value	Year	Value	
Earning and maintaining EcoVadis gold rating	2022	N.A.	2023-2030	Achieve Gold Rating and Maintain Status	In 2025, the EcoVadis questionnaire was completed for the third time at Group level, achieving a "Gold" rating for the second year in a row
100% of employees trained on the Code of Ethics	2022	48%	2023	100% (Italy)	100%
		0	2024	100% (Group)	67%
100% of strategic suppliers monitored on sustainability performance	2022	46%	2023	100%	Achieved in 2023 (26/26) In 2025, 89.3% (25/28) of strategic suppliers were assessed through the EcoVadis and/or Synesgy platforms
100% of strategic suppliers signatories of the Guala Closures Code of Ethics	2022	0%	2023	100%	Achieved (keep) The signing of the Code of Ethics has been included as a clause in the supply contract and therefore involves all the Group's suppliers

# Responsible governance, sustainable growth

We strengthen our governance model by combining ethical business practices, transparency, and a clear growth strategy, ensuring long-term value creation for all stakeholders.

## Top 3%

Sector ranking with 81 EcoVadis score, confirming Gold rating

## 40%


Group spend covered by suppliers actively monitored for ESG performance

## 297

New suppliers evaluated, with expanded integration of ethical, social and environmental criteria

## 100%


Strategic suppliers contractually bound to the Group's Code of Ethics and Conduct



# Governance

## Certifications are more than a guarantee of reliability and commitment for our stakeholders

They provide a common framework that unites our global operations, enabling all sites to work according to the same standards and principles. In this way, certifications help us speak the same language worldwide and strengthen our identity as one Group.



### Certifications: ISO 9001

This certification refers to **Quality Management Systems**. It is issued to companies that demonstrate an effective quality management system and meet certain regulatory requirements. It is used **to ensure that companies' products and services meet customer expectations** and that there is continuous improvement.



### We have obtained it here

Argentina: Chivilcoy  
Australia: Melbourne  
Brazil: São Paulo  
Bulgaria: Kazanlak  
Chile: Santiago de Chile  
China: Chengdu, Yibin, Luzhou, Guizhou  
Colombia: Bogotá  
France: Chambray-lès-Tours  
Germany: Worms  
India: Ahmedabad, Daman, Dharwad, Goa  
Italy: Magenta, Spinetta M.go, Termoli, Breganze  
Kenya: Nairobi  
México: San José Iturbide  
Nigeria: Lagos  
New Zealand: Auckland  
Poland: Wrocław  
Portugal: Lobão  
South Africa: Cape Town, Johannesburg  
Spain: Jerez, Olèrdola  
Ukraine: Sumy  
UK: Bridge of Allan, Kirkintilloch  
United States: Fairfield

### We're aiming to get certified here

Greece: Attiki (planned 2026)  
UK: Gartcosh (planned 2026)  
Ukraine: Ternopil (planned 2026)  
Ukraine: Nemyriv (planned 2026)

# Governance

## Certifications: ISO 22000<sup>1</sup>

This certification is the **newly revised International Food Safety standard**, designed to harmonize on a global scale the requirements for food safety management for businesses within the food chain. The standard requires meeting any applicable food safety related statutory and regulatory criteria into its food safety system.


### We have obtained it here

Argentina: Chivilcoy\*  
Australia: Melbourne\*  
Brazil: São Paulo  
Bulgaria: Kazanlak  
Chile: Santiago de Chile\*  
China: Chengdu, Yibin, Luzhou, Guizhou  
Colombia: Bogotá  
France: Chambray-lès-Tours\*  
Germany: Worms\*  
India: Ahmedabad, Daman, Dharwad, Goa  
Italy: Magenta, Spinetta M.go\*, Termoli\*, Breganze  
Kenya: Nairobi  
México: San José Iturbide  
New Zealand: Auckland  
Poland: Włocławek  
South Africa: Cape Town\*  
Spain: Jerez, Olèrdola\*  
Ukraine: Sumy, Ternopil  
UK: Bridge of Allan, Kirkintilloch\*  
United States: Fairfield

### We're aiming to get certified here

Portugal: Lobão (planned 2026)  
UK: Gartcosh (planned 2026)

\* Plant certified under another equivalent standard



<sup>1</sup> Or other equivalent standard (e.g. FSSC – 22000 and BRCGS)

## Certifications: ISO 14001

This certification is the internationally recognized standard for environmental management systems (EMS). It provides **a framework for organizations to design and implement an EMS, and continually improve their environmental performance**. By adhering to this standard, organizations can ensure they are taking proactive measures to minimize their environmental footprint, comply with relevant legal requirements, and achieve their environmental objectives.

### We have obtained it here

Argentina: Chivilcoy  
Australia: Melbourne  
Brazil: São Paulo  
Bulgaria: Kazanlak  
Chile: Santiago de Chile  
China: Chengdu, Yibin, Luzhou, Guizhou  
Colombia: Bogotá  
France: Chambray-lès-Tours  
Germany: Worms  
India: Ahmedabad, Daman, Dharwad, Goa  
Italy: Magenta, Spinetta M.go, Termoli, Breganze  
Kenya: Nairobi  
México: San José Iturbide  
New Zealand: Auckland  
Poland: Włocławek  
South Africa: Cape Town  
Spain: Jerez, Olèrdola  
Ukraine: Sumy  
UK: Bridge of Allan, Kirkintilloch  
United States: Fairfield

### We're aiming to get certified here

Portugal: Lobão (planned 2027)  
South Africa: Johannesburg (planned 2026)  
United Kingdom: Gartcosh (planned 2026)  
Ukraine: Ternopil (planned 2026)  
Ukraine: Nemyriv (planned 2026)



# Governance

## Certifications: ISO 45001

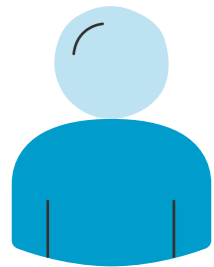
This certification is an international standard that specifies **requirements for an occupational health and safety (OH&S) management system**. It provides a framework for organizations to manage risks and improve OH&S performance. The standard establishes criteria for an OH&S policy, objectives, planning, implementation, operation, auditing and review.

### We have obtained it here

Australia: Melbourne  
Brazil: São Paulo  
Bulgaria: Kazaniak  
China: Chengdu, Yibin, Luzhou, Guizhou  
France: Chambray-lès-Tours  
Germany: Worms  
Greece: Attiki  
Kenya: Nairobi  
Italy: Magenta, Spinetta M.go, Termoli, Breganze  
México: San José Iturbide  
Nigeria: Lagos  
New Zealand: Auckland  
Poland: Włocławek  
South Africa: Cape Town  
Spain: Jerez, Olèrdola  
UK: Bridge of Allan  
United States: Fairfield

### We're aiming to get certified here

Argentina: Chivilcoy (planned 2027)  
Portugal: Lobão (planned 2027)  
Ukraine: Ternopil (planned 2027)  
Ukraine: Nemyriv (planned 2027)  
Ukraine: Sumy (planned 2027)  
UK: Gartcosh (planned 2026)



## Certifications: ISO 50001


This certification is an international standard that **specifies requirements for an energy management system**. It provides a structured framework for organizations to improve energy efficiency, reduce consumption, and continuously enhance energy performance. The standard defines **criteria for establishing an energy policy**, setting objectives, implementing action plans, monitoring results, conducting internal audits, and ensuring ongoing review and improvement.

### We have obtained it here

Germany: Worms  
Italy: Magenta, Spinetta M.go, Termoli, Breganze


### We're aiming to get certified here

Progressively and where feasible, we aim to obtain certification across all our facilities by 2030.



# 4. A Local Multinational

- › Europe
- › Americas
- › Asia
- › Oceania
- › Africa



# A Local Multinational

## Europe, where it all began

Europe represents our roots and the foundation of Guala Closures' journey. It remains a key region where we continue to invest, strengthen our industrial presence, and drive innovation across our operations.

### Our sustainable closures

**UK:** Closures made with both conventional polymers and recycled polymers such as ABS and PP. Closures with natural fillers to decrease the plastic content and reduce CO2 emissions.

**Italy:** Closures made with biobased plastic (natural raw materials such as sugar cane), "No glue system" T-bar closures, "no paint system" T-bar closures.

**Ukraine:** Closures made with aluminium inserts (instead of plastic) and paper liners, therefore "plastic free".

17

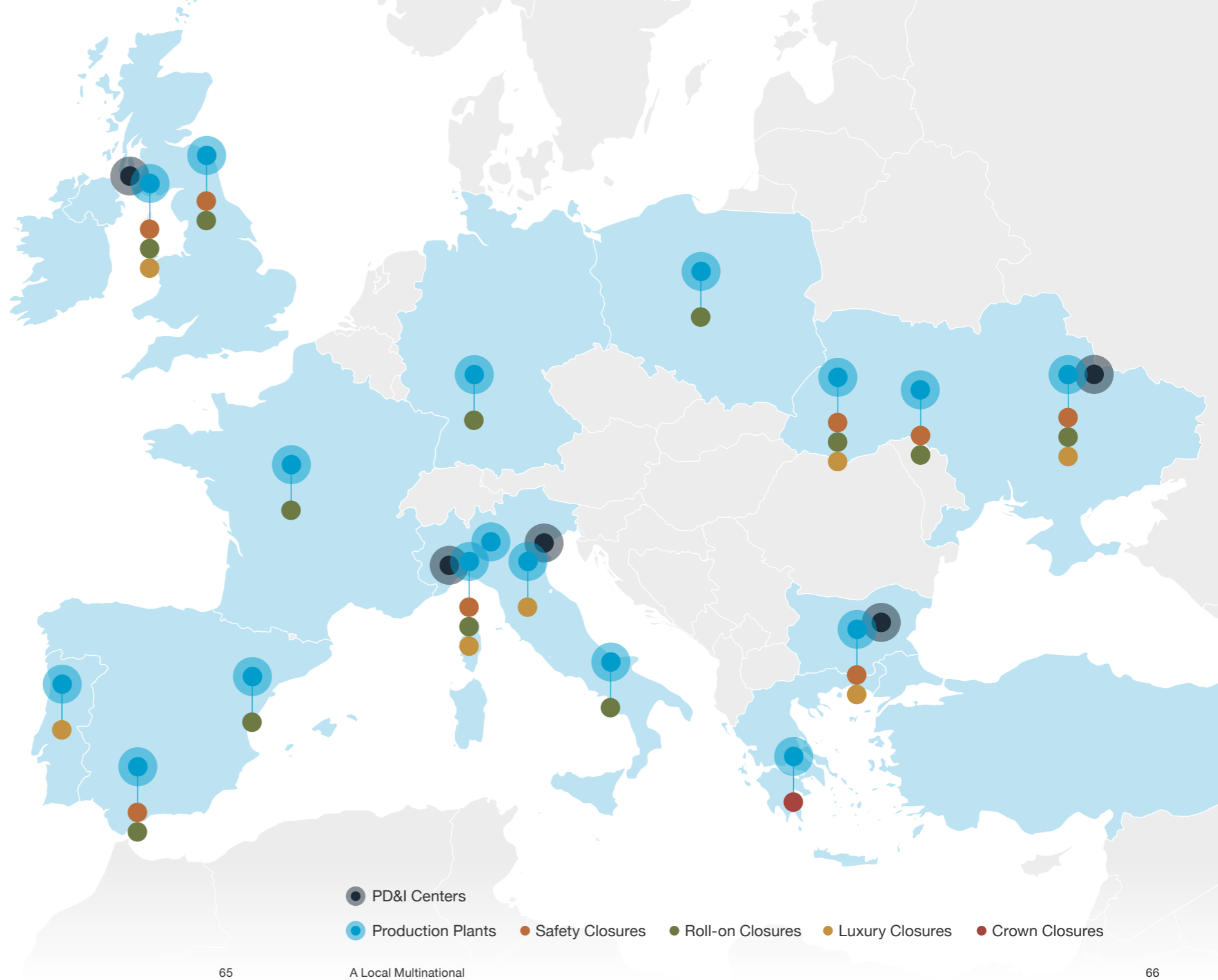
Facilities

5

PD&I Centres

2,839

People



# A Local Multinational

## Americas, a focus for growth

The Americas represent a key region for our future, where recent investments have strengthened our presence and continue to support our growth ambitions across the market.

### Our sustainable closures

**Mexico:** closures made with raw materials containing a significant percentage of natural fillers (like agave fiber, a by-product of Tequila production).

**Brazil:** Easy-to-recycle Wave - Monomaterial plastic closures (instead of plastic) and paper liners, therefore “plastic free”.

5

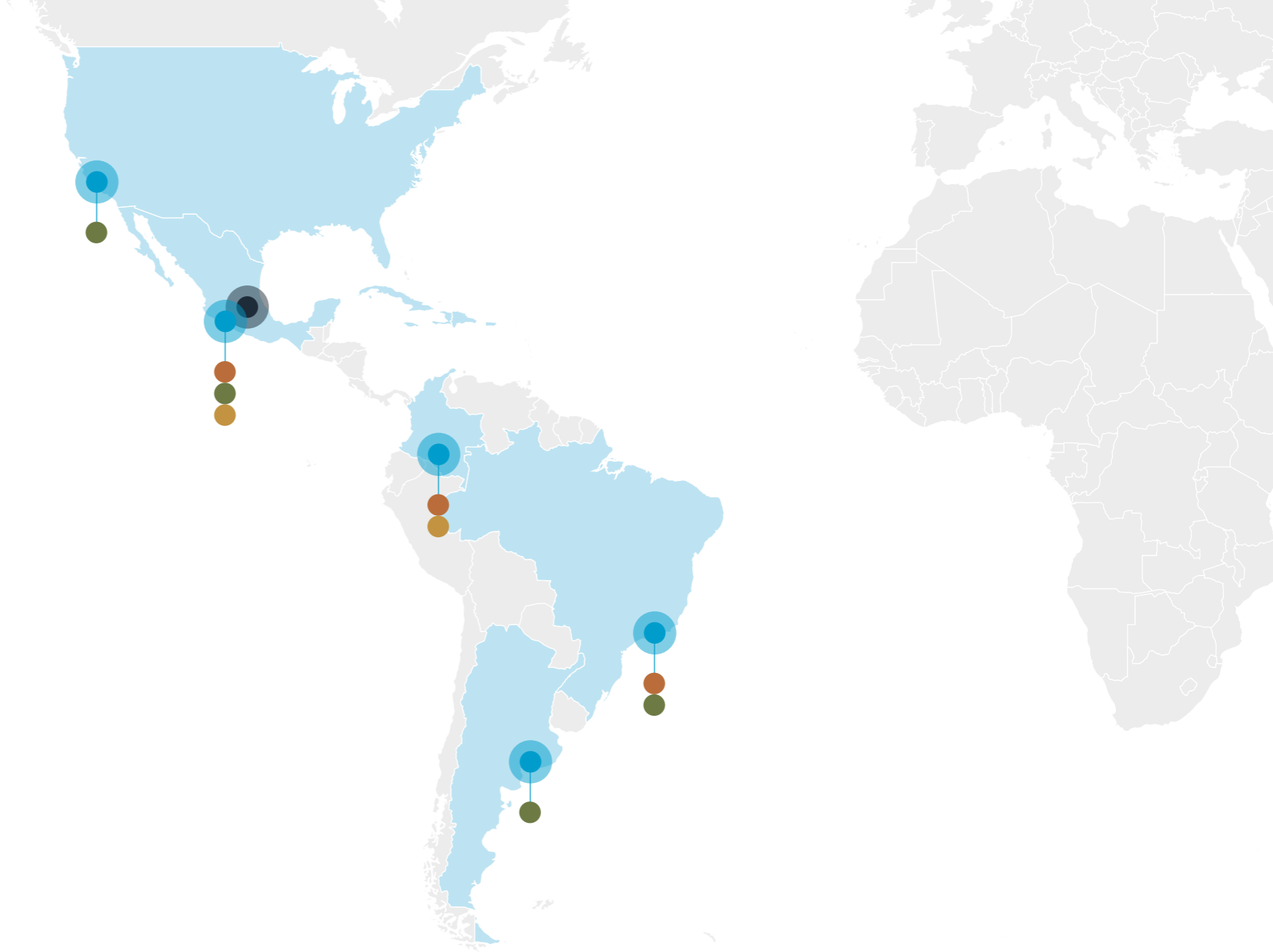
Facilities

1

PD&I Centre

1,019

People



- PD&I Centers
- Production Plants
- Safety Closures
- Roll-on Closures
- Luxury Closures
- Crown Closures

# A Local Multinational

## Asia, a strong industrial backbone

Asia is anchored by two strong production hubs, in Asia and India, recently further expanded through targeted acquisitions. It is a key region where we focus on innovation, supported by a robust and evolving technological platform.

### Our sustainable closures

**India:** Easy-to-recycle NipCap Monomaterial plastic closures, Reduced-weight alternatives to Nipcap, with an average weight reduction of 30%.

8

Facilities

1

PD&I Centre

821

People



# A Local Multinational

## Oceania, a wine specialist hub

Oceania is represented by two highly specialised plants in Australia and New Zealand, serving the wine industry with strong technical expertise. It is a niche but strategic region within our global footprint.

### Our sustainable closures

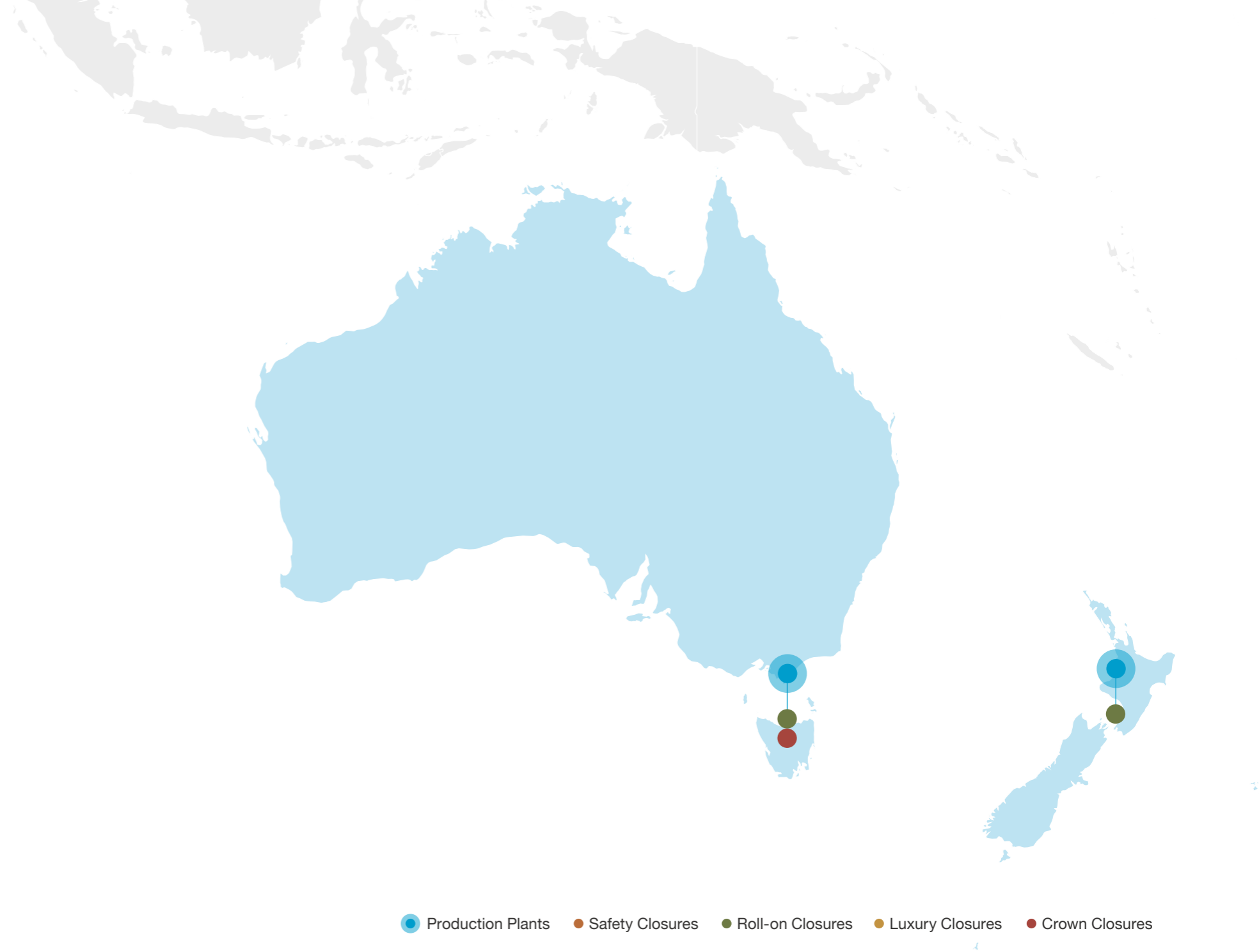
**Australia:** Savin Closure made with aluminium insert.

2

Facilities

124

People



# A Local Multinational

## Africa, a region of growing potential

Africa is home to several of our production sites and represents a region with strong growth potential. It is a key area for future investment and expansion, already serving both local and global customers through an established industrial presence.

### Our sustainable closures

**South Africa:** Savin Closure made with aluminium insert.

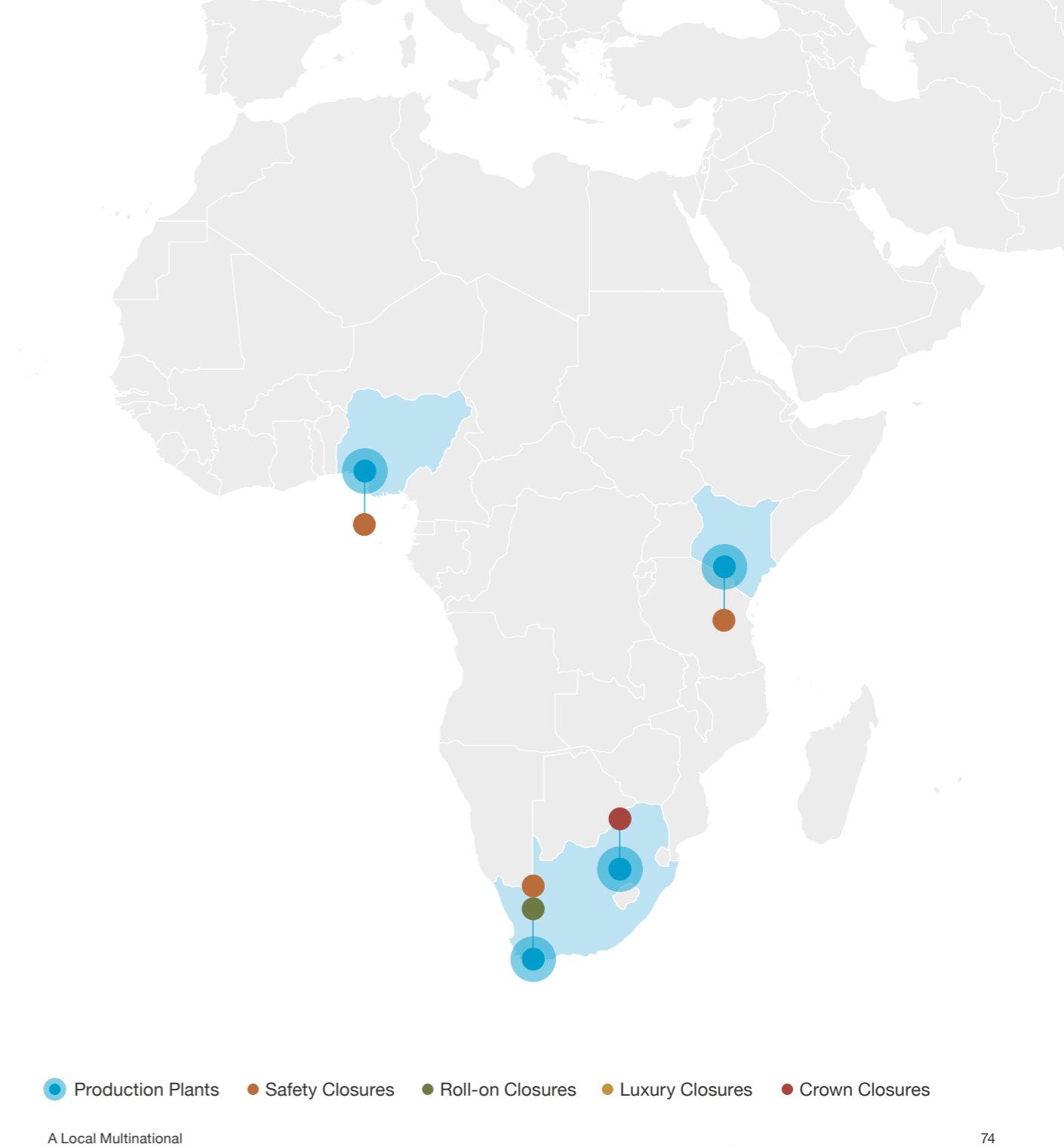
**East Africa:** Easy-to-recycle NipCap Monomaterial plastic closures, Reduced-weight alternatives to Nipcap, with an average weight reduction of 30%.

4

Facilities

271

People





Inventions Above All  
[gualaclosures.com](http://gualaclosures.com)